

# Supporting Information

---

## The Efficiency of Demography in Face Perception

---

Clara Colombatto<sup>1</sup>, Stefan Uddenberg<sup>2</sup>, & Brian J. Scholl<sup>1</sup>

<sup>1</sup>Yale University

<sup>2</sup>Princeton University

*Attention, Perception, & Psychophysics*

1. **Figure S1**

Percentages of raw responses (on a scale from 1 to 5) for perceived gender and race at several exposure durations in Experiment 2. Observers used the extreme keys ('1' or '5') to indicate that the face was seen as "definitely" Female or Male, and White or Asian respectively; and they used the middle keys (e.g. '3') when they were uncertain. These results clearly indicate that observers used only the extreme ("definitely") responses at exposures of 50 ms or above, and only used the uncertain responses at 16.66 ms.

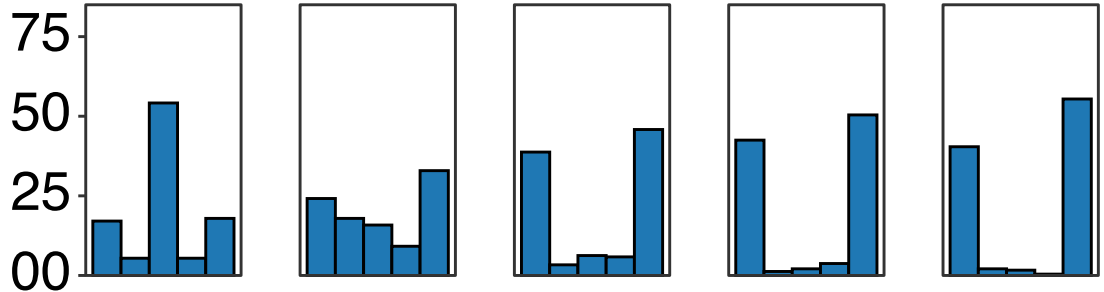
2. **Figure S2**

Percentages of raw responses for detection and demography at several exposure durations in Experiment 3, for trials in which a face was displayed. Observers indicated whether the face was present or absent, and its race or gender (on a binary scale: Female or Male, and White or Asian). These results clearly indicate that observers did not see faces when they were presented at 16.66 ms and masked, but they did see the face (and used both response options when indicating its demographics) in all other trial types.

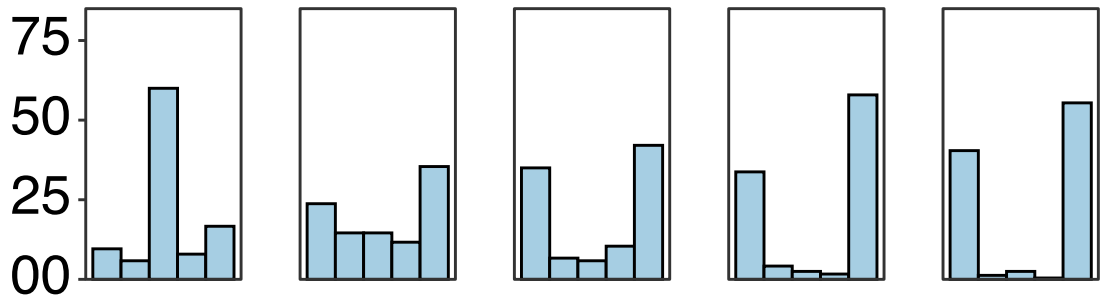
# Expt 2 Responses

16.66      33.33      50      100      500

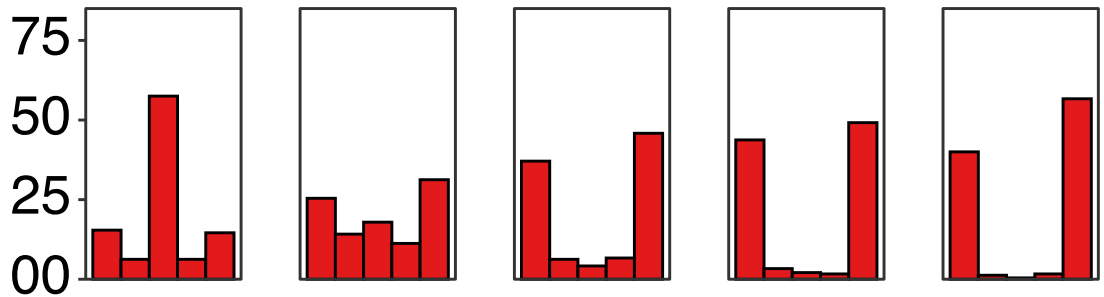
**Perceived Gender, Prompt Before**



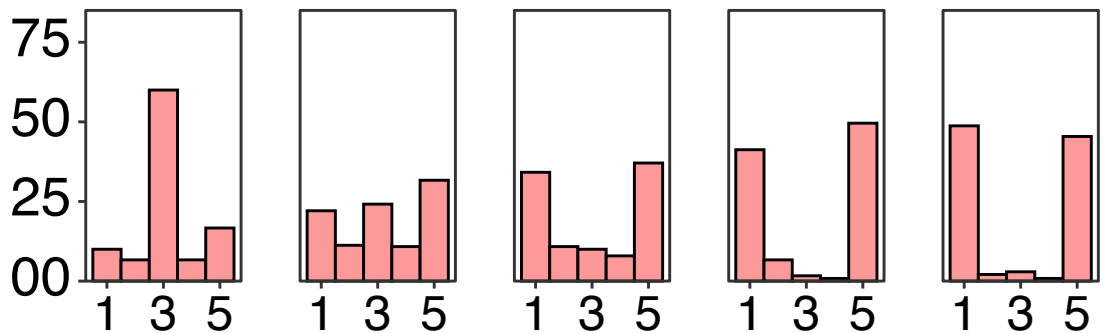
**Perceived Gender, Prompt After**



**Perceived Race, Prompt Before**



**Perceived Race, Prompt After**



% Responses

1      3      5  
↓  
"Not sure"

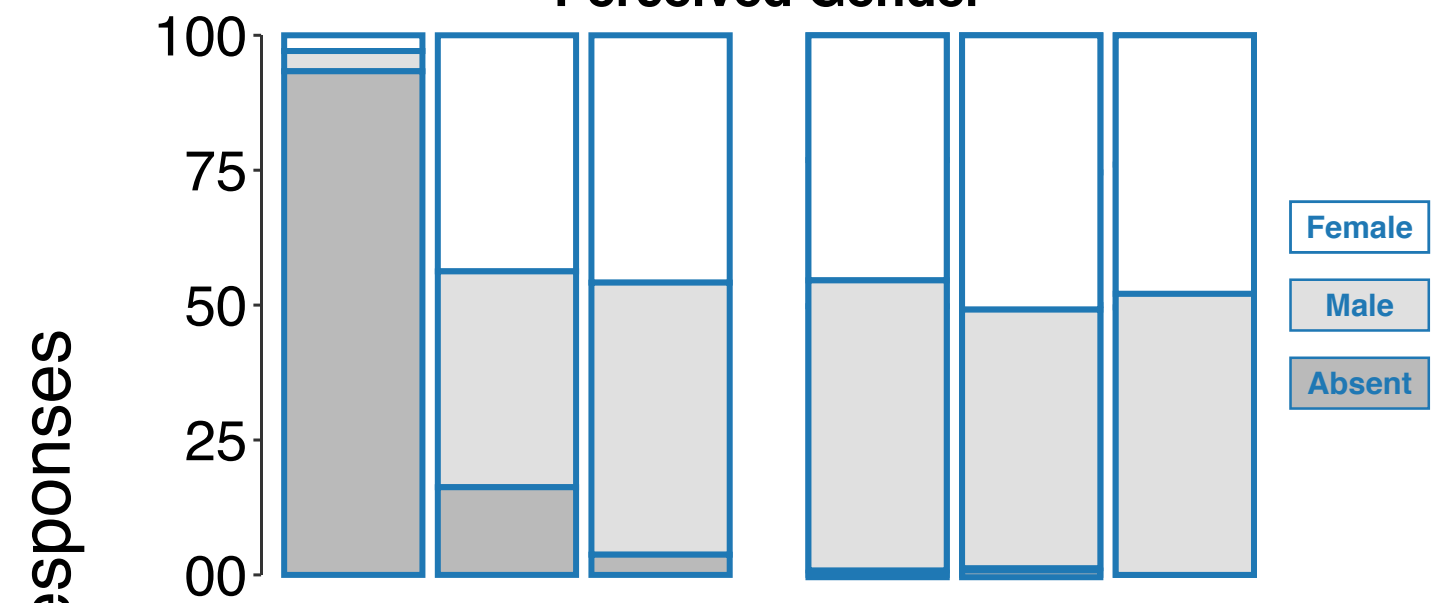
Rating

1      3      5  
↓      ↓  
"Definitely White/Asian"

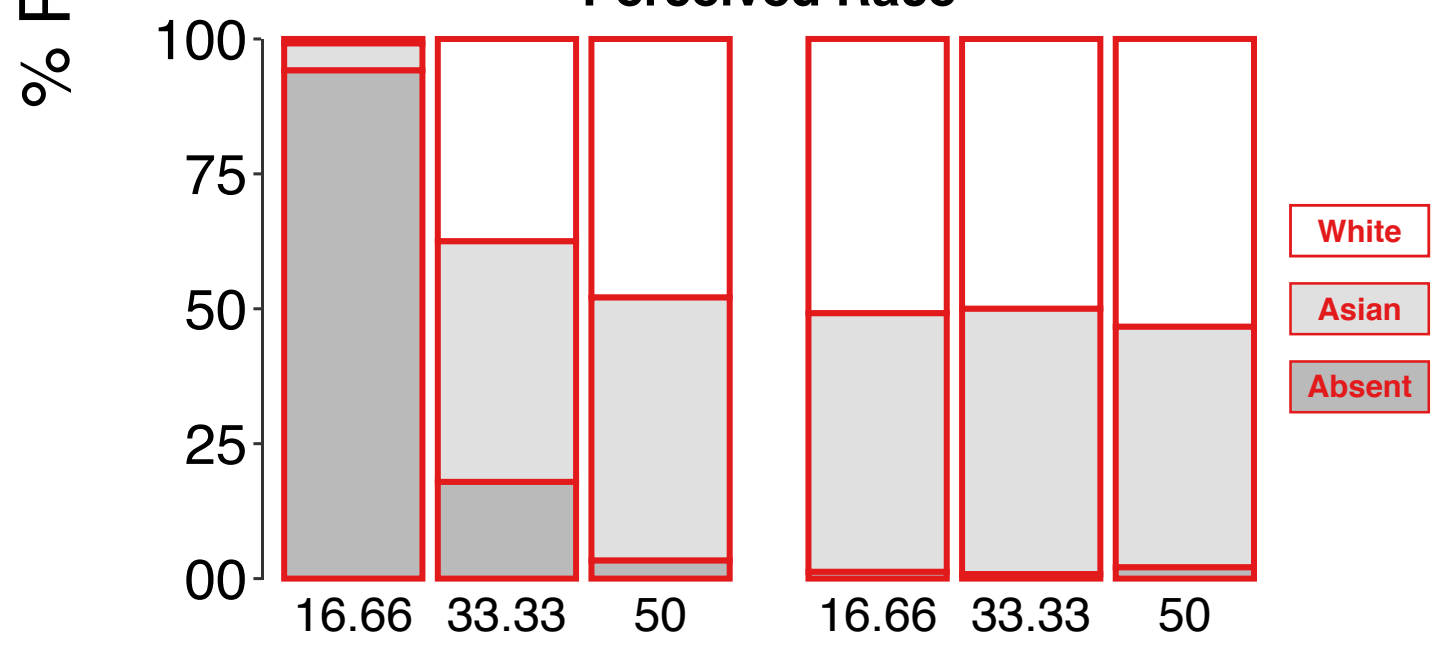
# Expt 3 Responses

**Masked Faces      Unmasked Faces**

**Perceived Gender**



**Perceived Race**



**Exposure Duration**